

FIG. 1

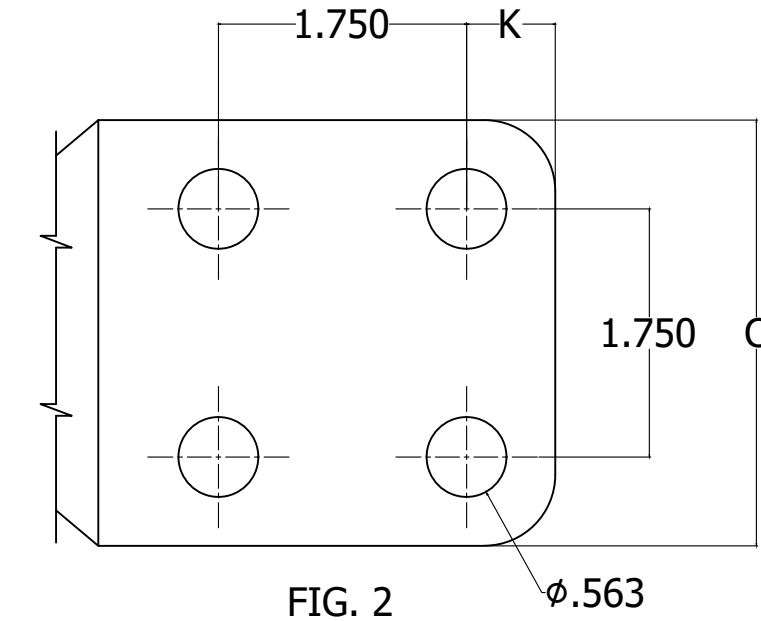
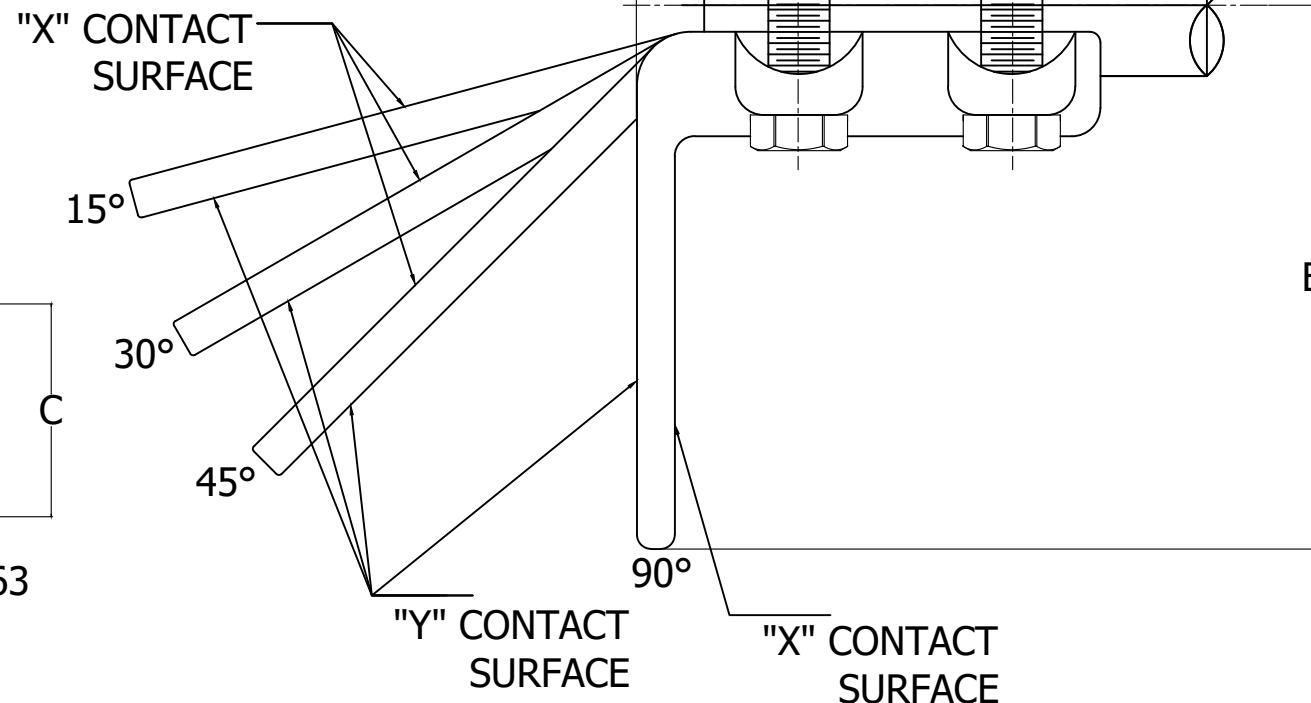
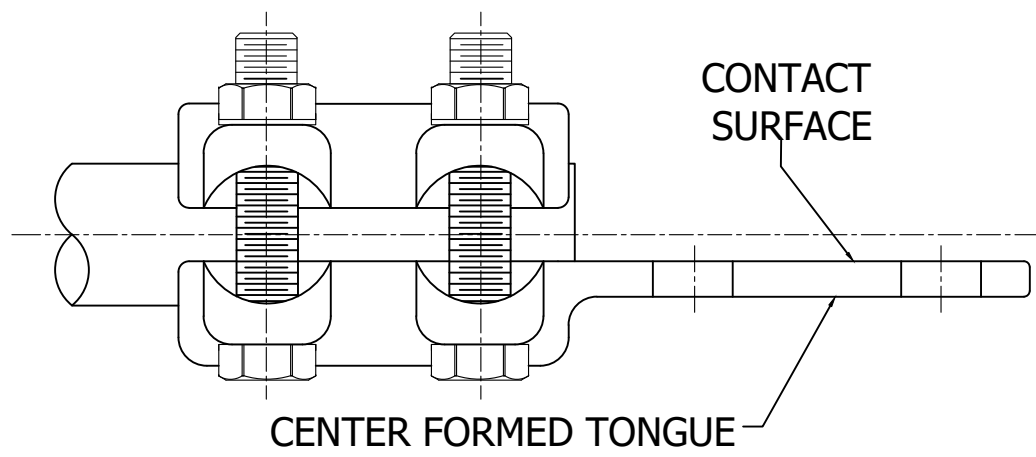
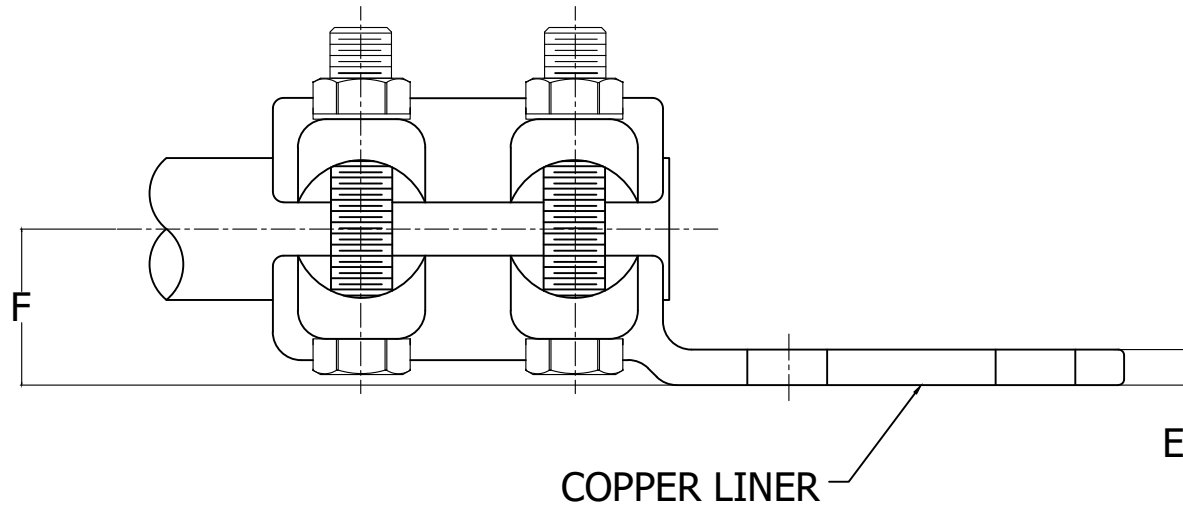



FIG. 2



CENTER FORMED TONGUE



BLANK TONGUE

- NOTES:**
- MATERIAL : BODY AND CAP - ALUMINUM ALLOY 356-T6
HARDWARE: BOLTS AND WASHERS - ALUMINUM 2024-T4 WITH 205 ALUMILITE FINISH; NUTS- ALUM. ALLOY - 6061-T6 WAXED.
 - CONNECTORS ARE AVAILABLE IN CENTER FORMED (CF) AND ANGLE TONGUES (15°, 30°, 45° AND 90°). TO ORDER ADD SUFFIX TO CATALOG NUMBER = EXAMPLE, ASTF-04-B-CF OR ASTF-04-B-90.
 - ITEMS MARKED WITH (**) INDICATES RIB ON PARTS.
FOR WASHER CLEARANCE OVER 1.062 O.D. ADD "BVW" TO CAT NO.
EXAMPLE: ASTF-14-C-CF-BVW.
 - ITEMS WITH "AEP" SUFFIX REQUIRES (4) .688 DIA. HOLES ON 2 X 2 CENTERS.
 - ITEMS MARKED WITH (*) HAVE A ONE HOLE TONGUE

79811	09/10/2019	HG	HG	PTB
EC #	DATE	CHG BY	CKD BY	APPD BY
DESC OF DWG: ADDED IMAGE IN CORNER AND MOVED TO NEW TEMPLATE				
REASON (S) FOR CHANGE: --				
DISPOSITION OF MAT'L: --				

THIRD ANGLE PROJECTION

CONFIDENTIAL: THIS DRAWING AND ITS CONTENTS ARE CONFIDENTIAL AND THE EXCLUSIVE PROPERTY OF HUBBELL POWER SYSTEMS. NO PUBLICATION, DISTRIBUTION, OR COPIES MAY BE MADE WITHOUT THE WRITTEN CONSENT OF HUBBELL POWER SYSTEMS. HUBBELL POWER SYSTEMS. UNPUBLISHED ALL RIGHTS RESERVED UNDER THE COPYRIGHT LAWS.

HUBBELL POWER SYSTEMS

TITLE: **TERMINAL CONNECTOR TUBE TO FLAT**

CATALOG NUMBER: **ASTF**

SIZE	DWG NO.	PART / ASSY NO.	REV
C	C-1660	SEE TABLE	48

SCALE: NS DRN BY: WBS DATE: 12/31/57 SHEET 1 OF 4

CATALOG NUMBER		IPS SIZE	FIG. NO.	DIMENSIONS IN INCHES							
FOR USE ON ALUMINUM FLAT	FOR USE ON COPPER FLAT			A	B	C	L	E	F	J	K
ASTF-06-B2-90	ASTFC-06-B2-90	.750	1	2.875	4.125	2.000	-	.375	-	.500	.625
ASTF-06-C	ASTFC-06-C	.750	2	2.500	-	3.000	5.750	.375	1.375	.500	.625
ASTF-06-C-CF	ASTFC-06-C-CF	.750	2	2.500	-	3.000	6.125	.375	-	.500	.625
ASTF-06-C-X/Y-90	ASTFC-06-C-X/Y-90	.750	2	2.875	4.438	3.000	-	.375	-	.500	.625
ASTF-10-B2	ASTFC-10-82	1.000	1	2.750	-	2.000	6.125	.500	1.313	.500	.625
ASTF-10-B2-90	ASTFC-10-82-90	1.000	1	3.250	4.313	2.000	-	.500	-	.500	.625
ASTF-10-B2-CF	ASTFC-10-B2-CF	1.000	1	2.750	-	2.000	6.500	.375	-	.500	.625
ASTF-10-C	ASTFC-10-C	1.000	2	2.750	-	3.000	6.000	.375	1.375	.500	.625
ASTF-10-C-CF	ASTFC-10-C-CF	1.000	2	2.750	-	3.000	6.375	.375	-	.500	.625
ASTF-10-C-90	ASTFC-10-C-90	1.000	2	3.125	4.563	3.000	-	.375	-	.500	.625
ASTF-12-B	ASTFC-12-B	1.250	1	3.000	-	1.500	6.250	.375	1.594	.500	.625
ASTF-12-B-CF	ASTFC-12-B-CF	1.250	1	3.000	-	1.500	6.750	.375	-	.500	.625
ASTF-12-B2	ASTFC-12-B2	1.250	1	3.000	-	2.000	6.250	.375	1.625	.500	.625
ASTF-12-B2-90	ASTFC-12-B2-90	1.250	1	3.250	4.750	2.000	-	.375	-	.500	.625
ASTF-12-C	ASTFC-12-C	1.250	2	3.000	-	3.000	6.250	.375	1.594	.500	.625
ASTF-12-C-CF	ASTFC-12-C-CF	1.250	2	3.000	-	3.000	6.625	.375	-	.500	.625
ASTF-12-C-90	ASTFC-12-C-90	1.250	2	3.250	4.500	3.000	-	.375	-	.500	.625
ASTF-14-B2	ASTFC-14-B2	1.500	1	3.250	-	2.000	6.500	.438	1.500	.500	.625
ASTF-14-B2-CF	ASTFC-14-B2-CF	1.500	1	3.250	-	2.000	7.000	.563	-	.500	.625
ASTF-14-B2-90	ASTFC-14-B2-90	1.500	1	3.563	4.875	2.000	-	.438	-	.500	.625
ASTF-14-C	ASTFC-14-C	1.500	2	3.250	-	3.000	6.500	.500	1.500	.500	.625
**ASTF-14-C-CF	ASTFC-14-C-CF	1.500	2	3.250	-	3.000	6.875	.500	-	.500	.625
ASTF-14-C-X/Y-90	ASTFC-14-C-X/Y-90	1.500	2	3.500	4.875	3.000	-	.375	-	.500	.625
ASTF-20-B	ASTFC-20-B	2.000	1	3.500	-	1.500	6.750	.438	1.750	.500	.625
ASTF-20-B2	ASTFC-20-B2	2.000	1	3.500	-	2.000	6.875	.438	1.750	.500	.625
ASTF-20-B2-90	ASTFC-20-B2-90	2.000	1	3.500	5.000	2.000	-	.438	-	.500	.625
ASTF-20-C	ASTFC-20-C	2.000	2	3.500	-	3.000	6.875	.438	1.750	.500	.625
ASTF-20-C-CF	ASTFC-20-C-CF	2.000	2	3.500	-	3.000	7.250	.438	-	.500	.625
ASTF-20-D	ASTFC-20-D	2.000	2	3.500	-	4.000	7.750	.375	1.750	.500	1.125
ASTF-24-B2	ASTFC-24-B2	2.500	1	3.750	-	2.000	7.125	.563	2.125	.625	.625
ASTF-24-B2-90	ASTFC-24-B2-90	2.500	1	3.750	5.125	2.000	-	.625	-	.500	.625
ASTF-24-C	ASTFC-24-C	2.500	2	3.750	-	3.000	7.250	.563	2.250	.625	.625
ASTF-24-C-X/Y-90	ASTFC-24-C-X/Y-90	2.500	2	4.313	5.062	3.000	-	.563	-	.625	.625
ASTF-24-C-CF	ASTFC-24-C-CF	2.500	2	3.750	-	3.000	7.375	.563	-	.500	.625
ASTF-24-D	ASTFC-24-D	2.500	2	3.750	-	4.000	8.000	.563	2.250	.625	1.125
ASTF-30-B2	ASTFC-30-B2	3.000	1	4.000	-	2.000	7.563	.688	2.750	.625	.625
ASTF-30-C	ASTFC-30-C	3.000	2	4.000	-	3.000	7.563	.625	2.344	.625	.625
ASTF-30-C-CF	ASTFC-30-C-CF	3.000	2	4.000	-	3.000	8.062	.625	-	.625	.625
ASTF-30-C-90	ASTFC-30-C-90	3.000	2	4.625	5.750	3.000	-	.625	-	.625	.625
ASTF-34-C-CF	ASTFC-34-C-CF	3.500	2	4.250	-	3.000	8.125	.625	-	.625	.625
ASTF-12-C-X/Y-90	ASTFC-12-C-X/Y-90	1.500	2	3.250	4.500	3.000	-	.375	-	.500	.625
ASTF-20-C-X/Y-45	ASTFC-20-C-X/Y-45	2.000	2	3.500	-	3.000	-	.438	-	.500	.625

CATALOG NUMBER: ASTF			
SIZE	DWG NO.	PART / ASSY NO.	REV
C	C-1660	SEE TABLE	48
SCALE: NS	DRN BY: WBS	DATE: 12/31/57	SHEET 2 OF 4

CATALOG NUMBER		IPS SIZE	FIG. NO.	DIMENSIONS IN INCHES							
FOR USE ON ALUMINUM FLAT	FOR USE ON COPPER FLAT			A	B	C	L	E	F	J	K
ASTF-34-D	ASTFC-34-D	3.500	2	4.250	-	4.000	8.625	.625	2.500	.625	1.125
ASTF-40-B2	ASTFC-40-B2	4.000	1	4.250	-	2.000	7.750	.750	3.250	.625	.625
ASTF-40-C	ASTFC-40-C	4.000	2	4.250	-	3.000	7.750	.750	3.250	.625	.625
ASTF-40-C-CF	ASTFC-40-C-CF	4.000	2	4.250	-	3.000	8.313	.750	-	.625	.625
ASTF-40-D	ASTFC-40-D	4.000	2	4.250	-	4.000	8.500	.750	3.250	.625	1.125
ASTF-40-D-CF	ASTFC-40-D-CF	4.000	2	4.250	-	4.000	9.125	.750	-	.625	1.125
ASTF-34-B2	ASTFC-34-B2	3.500	1	4.250	-	2.000	8.313	.750	2.750	.625	.625
ASTF-34-C	ASTFC-34-C	3.500	2	4.250	-	3.000	7.750	.750	2.750	.875	.625
ASTF-04-B-CF	ASTFC-04-B-CF	.500	1	2.500	-	1.500	5.875	.313	-	.500	.625
ASTF-20-C-90	ASTFC-20-C-90	2.000	2	3.750	5.094	3.000	-	.375	-	.500	.625
ASTF-20-D-X/Y-90	ASTFC-20-D-X/Y-90	2.000	2	3.750	5.844	4.000	-	.625	-	.500	1.125
ASTF-34-D-CF	ASTFC-34-D-CF	3.500	2	4.250	-	4.000	9.062	.625	-	.625	1.125
ASTF-12-D	ASTFC-12-D	1.250	2	3.000	-	4.000	7.250	.375	1.625	.500	1.125
ASTF-12-D-90	ASTFC-12-D-90	1.250	2	3.375	5.500	4.000	-	.375	-	.500	1.125
ASTF-04-B2	ASTFC-04-B2	.500	1	2.500	-	2.000	5.750	-	1.062	.500	.625
ASTF-14-D	ASTFC-14-D	1.500	2	3.250	-	4.000	7.500	.500	1.500	.500	1.125
ASTF-30-D-90	ASTFC-30-D-90	3.000	2	4.750	6.468	4.000	-	.625	-	.625	1.125
ASTF-40-C-90	ASTFC-40-C-90	4.000	2	4.250	6.219	3.000	-	.750	-	.625	.625
ASTF-20-D-CF	ASTFC-20-D-CF	2.000	2	3.500	-	4.000	8.563	.375	-	.500	1.125
ASTF-34-B2-90	ASTFC-34-B2-90	3.500	1	5.000	6.219	2.000	-	.750	-	.625	.625
ASTF-50-C-CF	ASTFC-50-C-CF	5.000	2	5.000	-	3.000	9.250	1.000	-	.625	.625
**ASTF-30-D-CF	ASTFC-30-D-CF	3.000	2	4.000	-	4.000	9.125	.625	-	.625	1.125
ASTF-10-D	ASTFC-10-D	1.000	2	2.750	-	4.000	6.000	.375	-	.500	1.125
ASTF-40-D-90	ASTFC-40-D-90	4.000	2	4.250	7.188	4.000	-	.750	-	.625	1.125
ASTF-24-B2-CF	ASTFC-24-B2-CF	2.500	2	3.750	-	2.000	7.500	.625	-	.625	.625
ASTF-10-B-90	ASTFC-10-B-90	1.000	1	3.250	4.438	1.500	-	.500	-	.500	.625
ASTF-20-C-30	ASTFC-20-C-30	2.000	2	3.500	-	3.000	-	.438	-	.500	.625
ASTF-14-B	ASTFC-14-B	1.500	1	3.250	-	1.500	6.500	.563	1.656	.500	.625
ASTF-20-B2-45	ASTFC-20-B2-45	2.000	1	3.500	-	2.000	-	.500	-	.500	.625
ASTF-14-C-45	ASTFC-14-C-45	1.500	2	3.250	-	3.000	-	.500	-	.500	.625
ASTF-40-B2-CF	ASTFC-40-B2-CF	4.000	2	4.250	-	2.000	8.313	.750	-	.625	.625
ASTF-34-D-X/Y-30	ASTFC-34-D-X/Y-30	3.500	2	4.250	-	4.000	-	.625	-	.625	1.125
ASTF-30-D-X/Y-15	ASTFC-30-D-X/Y-15	3.000	2	4.000	-	4.000	-	.625	-	.625	1.125
ASTF-20-D-X/Y-60	ASTFC-20-D-X/Y-60	2.000	2	3.500	-	4.000	-	.375	-	.500	1.125
ASTF-20-D-X/Y-45	ASTFC-20-D-X/Y-45	2.000	2	3.500	-	4.000	-	.375	-	.500	1.125
ASTF-14-C-X/Y-30	ASTFC-14-C-X/Y-30	1.500	2	3.250	-	3.000	-	.500	-	.500	.625
ASTF-34-B2-CF	ASTFC-34-B2-CF	3.500	1	4.250	-	2.000	-	.750	-	.625	.625
ASTF-24-D-X/Y-75	ASTFC-24-D-X/Y-75	2.500	2	3.750	-	4.000	-	.688	-	.625	1.125
ASTF-30-D-X/Y-30	ASTFC-30-D-X/Y-30	3.000	2	4.000	-	4.000	-	.625	-	.625	1.125
ASTF-04-C	ASTFC-04-C	.500	2	2.500	-	3.000	5.375	.375	1.062	.500	.625
ASTF-34-C-X/Y-45	ASTFC-C-X/Y-45	3.500	2	4.250	-	3.000	-	.750	-	.625	.625
ASTF-06-B2-X/Y-45	ASTFC-B2-X/Y-45	0.750	2	2.500	-	2.000	-	.375	-	.500	.625

CATALOG NUMBER: ASTF			
SIZE	DWG NO.	PART / ASSY NO.	REV
C	C-1660	SEE TABLE	48
SCALE: NS	DRN BY: WBS	DATE: 12/31/57	SHEET 3 OF 4

CATALOG NUMBER		IPS SIZE	FIG. NO.	DIMENSIONS IN INCHES							
FOR USE ON ALUMINUM FLAT	FOR USE ON COPPER FLAT			A	B	C	L	E	F	J	K
ASTF-24-D-X/Y-45	ASTFC-24-D-X/Y-45	2.500	2	3.750	-	4.000	-	.688	-	.625	1.125
ASTF-50-D-CF	ASTFC-50-D-CF	5.000	2	5.000	-	4.000	10.188	1.250	-	.625	1.125
ASTF-60-D-CF	ASTFC-60-D-CF	6.000	2	6.000	-	4.000	11.188	1.375	-	.625	1.125
ASTF-04-B	ASTFC-04-B	.500	1	2.500	-	1.500	5.875	.313	1.062	.500	.625
ASTF-06-A	ASTFC-06-A	.750	1*	2.500	-	1.500	4.500	.438	1.375	.500	.750
ASTF-06-B	ASTFC-06-B	.750	1	2.500	-	1.500	5.875	.500	1.188	.500	.625
ASTF-06-B2	ASTFC-06-B2	.750	1	2.500	-	2.000	5.875	.500	1.188	.500	.625
ASTF-30-B2-X/Y-60	ASTFC-30-B2-X/Y-60	3.000	1	4.000	-	2.000	-	.688	-	.625	.625
ASTF-30-C-X/Y-60	ASTFC-30-C-X/Y-60	3.000	2	4.000	-	3.000	-	.625	-	.625	.625
ASTF-40-D-X/Y-45	ASTFC-40-D-X/Y-45	4.000	2	4.250	-	4.000	-	.750	-	.625	1.125
ASTF-34-D-X/Y-45	ASTFC-34-D-X/Y-45	3.500	2	4.250	-	4.000	-	.625	-	.625	1.125
ASTF-50-E-X/Y-90-1 ¼	ASTFC-50-E-X/Y-90-1 ¼	5.000	2	6.250	6.781	5.000	-	1.250	-	.625	.750
ASTF-40-D-X/Y-15	ASTFC-40-D-X/Y-15	4.000	2	4.250	-	4.000	-	.750	-	.625	1.125
ASTF-24-B2-X/Y-45	ASTFC-24-B2-X/Y-45	2.500	1	3.750	-	2.000	-	.563	-	.625	.625
ASTF-12-B2-X/Y-45	ASTFC-12-B2-X/Y-45	1.250	1	3.000	-	2.000	-	.375	-	.500	.625
**ASTF-40-K-CF	ASTFC-40-K-CF	4.000	-	4.250	-	5.000	10.375	1.000	-	.625	1.250
ASTF-12-B2-X/Y-30	ASTFC-12-B2-X/Y-30	1.250	-	3.000	-	2.000	-	.375	-	.500	.625
ASTF-30-D	ASTFC-30-D	3.000	2	4.000	-	4.000	8.563	.625	2.375	.625	1.125
ASTF-10-C-X/Y-45	ASTFC-10-C-X/Y-45	1.000	2	2.750	-	3.000	-	.375	-	.500	.625
ASTF-60-D	ASTFC-60-D	6.000	2	6.000	-	4.000	10.750	1.000	4.313	.625	1.125
ASTF-50-D	ASTFC-50-D	5.000	2	5.000	-	4.000	10.250	1.000	3.813	.625	1.125
ASTF-34-B2-X/Y-45	ASTFC-34-B2-X/Y-45	3.500	1	4.250	-	2.000	-	.750	-	.625	.625
ASTF-30-C-X/Y-15	ASTFC-30-C-X/Y-15	3.000	2	4.000	-	3.000	-	.625	-	.625	.625
ASTF-30-B2-X/Y-90	ASTFC-30-B2-X/Y-90	3.000	1	4.000	5.750	2.000	-	.625	-	.500	.625
ASTF-20-C-X/Y-15	ASTFC-20-C-X/Y-15	2.000	2	3.500	-	3.000	-	.438	-	.500	.625
ASTF-50-C-X/Y-90	ASTFC-50-C-X/Y-90	5.000	2	5.000	6.750	3.000	-	1.000	-	.625	.625
ASTF-24-C-X/Y-45	ASTFC-24-C-X/Y-45	2.500	2	3.750	-	3.000	-	.563	-	.625	.625
ASTF-60-C	ASTFC-60-C	6.000	2	6.000	-	3.000	9.375	1.000	4.500	.625	.625
ASTF-40-C-X/Y-45	ASTFC-40-C-X/Y-45	4.000	2	4.250	-	3.000	-	.750	-	.625	.625
ASTF-30-B2-X/Y-45	ASTFC-30-B2-X/Y-45	3.000	1	4.000	-	2.000	-	.688	-	.625	.625
ASTF-60-D-X/Y-90	ASTFC-60-D-X/Y-90	6.000	2	6.000	8.344	4.000	-	1.000	-	.625	1.125
ASTF-14-D-AEP SEE NOTE 4	ASTFC-14-D-AEP	1.500	2	3.250	-	4.000	7.500	.500	1.500	.500	1.000
ASTF-24-C-X/Y-30	ASTFC-24-C-X/Y-30	2.500	2	3.750	-	3.000	-	.563	-	.625	.625
ASTF-34-D-X/Y-90	ASTFC-34-D-X/Y-90	3.500	2	4.250	6.969	4.000	-	.625	-	.625	1.125
ASTF-06-B2-CF	ASTFC-06-B2-CF	.750	1	2.500	-	2.000	6.250	.375	-	.500	.625
ASTF-30-C-X/Y-45	ASTFC-30-C-X/Y-45	3.000	2	4.000	-	3.000	-	.625	-	.625	.625
ASTF-24-D-X/Y-90	ASTFC-24-D-X/Y-90	2.500	2	4.438	6.188	4.000	-	.688	-	.625	1.125
ASTF-30-C-X/Y-90	ASTFC-30-C-X/Y-90	3.000	2	4.625	5.750	3.000	-	.625	-	.625	.625
ASTF-30MM-C	ASTFC-30MM-C	30MM	1	2.750	-	3.000	6.000	.410	1.375	.500	.625
ASTF-30-D-Y-90	ASTFC-30-D-Y-90	3.000	2	4.000	6.470	4.000	-	.750	-	.625	1.125
ASTF-60-D-XY	ASTFC-60-D-XY	6.000	2	6.000	-	4.000	10.750	1.000	4.313	.625	1.125

CATALOG NUMBER: ASTF			
SIZE	DWG NO.	PART / ASSY NO.	REV
C	C-1660	SEE TABLE	48
SCALE: NS	DRN BY: WBS	DATE: 12/31/57	SHEET 4 OF 4