

## DESCRIPTION

The Caretaker™ LED area and road luminaire combines high performance, low maintenance and easy installation in a simple, extremely economical package. Designed for years of worry-free operation, the Caretaker luminaire is the perfect area lighting solution for both full-cutoff needs or landmark applications where a highly visible light source is desired. The Caretaker luminaire is also ideal for municipal street lighting retrofits requiring superior optical performance and fast payback on capital.

<b>Catalog #</b>		<b>Type</b>	
<b>Project</b>			
<b>Comments</b>		<b>Date</b>	
<b>Prepared by</b>			

## SPECIFICATION FEATURES

### Construction

Single heavy-duty die-cast aluminum housing. Access to stamped aluminum door via a single captive screw (tool-less access option available) for easy maintenance and installation. Corrosion resistant hardware.

### Optical

Precision molded optics are designed to shape the distribution, maximize efficiency, and application coverage in each T2, T3 and T5R distributions. Available in six lumen packages at 4000K CCT and minimum 70CRI standard. Optional 3000K / 70CRI, 5000K / 70CRI, and 2700K / 80CRI also available. Fully compatible with SR Acrylic refractor and ANSI/NEMA Standard refractor assembly. For spill light control, an optional house side shield can be installed over the T2 or T3 optic or the drop shield house side shield can be used in conjunction with the T5R or SR options. For zero uplight compliant luminaires, the U0 option provides full cutoff with a spun aluminum shield.

### Electrical

LED driver is standard universal voltage and 0-10V dimming with integrated 6kV surge protection. DALI compatible driver available. 10kV or 20kV additional surge protection available. Three position tunnel type compression terminal block standard. Luminaire is designed for efficient thermal management; heat is transferred away from the LEDs for optimal efficiency, light output, and life. Lumen maintenance of 92% at 50,000 hours.

### Mounting

Two-bolt slipfitter for mounting on 1-1/4" to 2" standard pipe (1-5/8" to 2-3/8" O.D.). Also available with a bracket for mounting to wood poles, square poles, or walls without a pipe.

### Controls

NEMA 3-PIN photocontrol receptacle standard. 7-PIN option available. An integrated dimming and occupancy sensor is a standalone control option available in bi-level dimming (MSP/DIM) operation.

### Finish

Unfinished raw aluminum standard. Optional five-stage super TGIC polyester powder coat paint, 2.5-mil nominal thickness for superior protection against fade and wear. Consult your lighting representative at Eaton for a complete selection of standard colors. Coastal Construction option available.

### Warranty

Standard five-year warranty. Optional ten-year warranty, please see your Eaton Streetworks sales representative for more information.



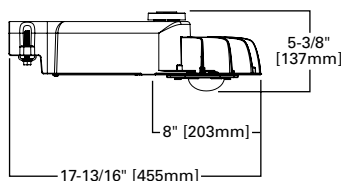
## CRTK2 CARETAKER LED

Solid State LED

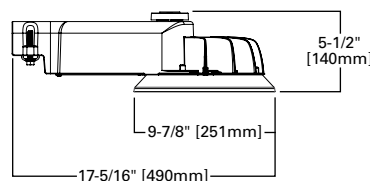
DUSK-TO-DAWN  
AREA/ROADWAY LUMINAIRE

## DIMENSIONS

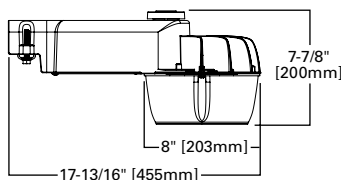
### Standard



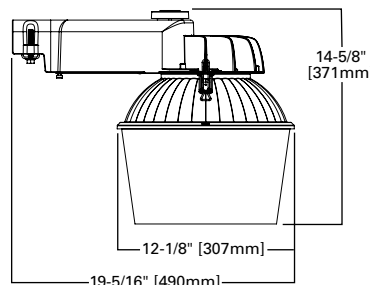
### Zero uplight shield (order separately)



### Small acrylic refractor (order separately)



### ANSI / NEMA refractor (order separately)



## CERTIFICATION DATA

UL/cUL Wet Location Listed  
ISO 9001  
IP66 Rated (Optic)  
3G Vibration Rated  
LM79/LM80 Compliant  
RoHS Compliant

## ENERGY DATA

Electronic LED Driver  
>0.9 Power Factor  
<20% Total Harmonic Distortion  
120-277V, 50/60Hz  
-40°C Minimum Ambient  
Temperature Rating  
+40°C Maximum Ambient  
Temperature Rating

## EPA

Effective Projected Area (Sq. Ft.)  
Standard: 0.49  
Full Cutoff: 0.52  
Small Acrylic Refractor: 0.58  
ANSI/NEMA Refractor: 1.01

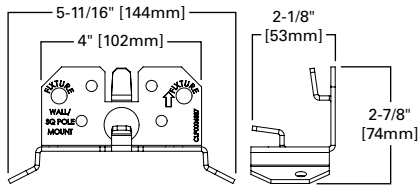
## SHIPPING DATA

Approximate Net Weight:  
7 - 8 lbs. (3.2 - 3.6 kgs.)

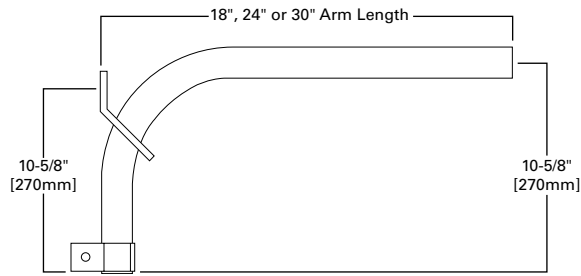
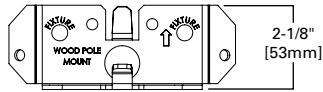
**OPTIONAL WALL/POLE MOUNTING BRACKET**

**OPTIONAL WOOD POLE PIPE ARM**

**Wall Mount / Square Pole Mount**



**Pole Mount**



**CONTROL OPTIONS**

**0-10V (D)**

This fixture is offered standard with 0-10V dimming driver(s). The dimming option provides 0-10V dimming wire leads for use with a lighting control panel or other control method.

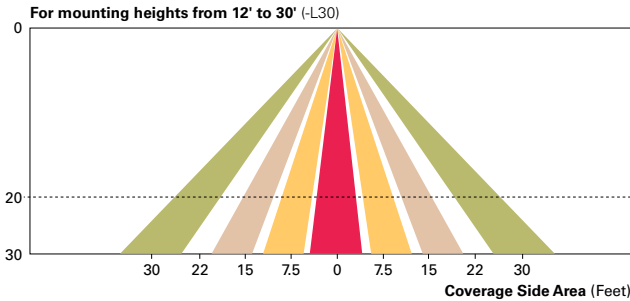
**Photocontrol (4N7)**

Photocontrol receptacles provide a flexible solution to enable dusk-to-dawn lighting by sensing light levels. Advanced control systems compatible with NEMA 7-PIN standards can be utilized with the 4N7 receptacle.

**Dimming Occupancy Sensor (MSP/DIM-L30)**

These sensors are factory installed in the luminaire housing. When the MSP/DIM-L30 sensor option is selected, the occupancy sensor is connected to a dimming driver and the entire luminaire dims when there is no activity detected. When activity is detected, the luminaire returns to full light output. The MSP/DIM sensor is factory preset to dim down to approximately 50 percent power with a time delay of five minutes.

These occupancy sensors includes an integral photocell that can be activated with the ISHH-01 accessory for dusk-to-dawn control or daylight harvesting — the factory preset is OFF. The ISHH-01 is a wireless tool utilized for changing the dimming level, time delay, sensitivity and other parameters. A variety of sensor lens are available to optimize the coverage pattern for mounting heights from 12'-30'.



**POWER AND LUMENS (UNV)**

Light Engine	C013	C015	C016	C018	C01	C01H	
Power (Watts)	20	29	41	50	60	71	
Wattage Label	20	30	40	50	60	70	
Input Current @ 120V (A)	0.17	0.25	0.35	0.42	0.50	0.59	
Input Current @ 277V (A)	0.08	0.11	0.16	0.17	0.22	0.26	
<b>Optics</b>							
<b>T2</b>	4000K Lumens	2,940	4,247	5,615	6,687	7,996	9,161
	BUG Rating	B1-U2-G1	B1-U2-G1	B1-U3-G2	B2-G3-U2	B2-G3-U2	B2-G3-B2
	3000K Lumens	2,862	4,133	5,464	6,507	7,781	8,915
	BUG Rating	B1-U2-G1	B1-U2-G1	B1-U3-G2	B2-G3-U2	B2-G3-U2	B2-G3-U2
<b>T2-U0</b>	4000K Lumens	2,940	4,246	5,614	6,685	7,994	9,159
	BUG Rating	B1-U0-G1	B1-U0-G1	B1-U0-G1	B1-U0-G1	B2-U0-G2	B2-U0-G2
	3000K Lumens	2,861	4,132	5,463	6,506	7,779	8,913
	BUG Rating	B1-U0-G1	B1-U0-G1	B1-U0-G1	B1-U0-G1	B2-U0-G2	B2-U0-G2
<b>T3</b>	4000K Lumens	2,851	4,118	5,445	6,485	7,554	8,884
	BUG Rating	B1-U2-G1	B1-U2-G1	B1-U3-G1	B1-U3-G2	B1-U3-G2	B2-U3-G2
	3000K Lumens	2,775	4,008	5,299	6,311	7,546	8,645
	BUG Rating	B1-U2-G1	B1-U2-G1	B1-U3-G1	B1-U3-G1	B1-U3-G2	B2-U3-G2
<b>T3-U0</b>	4000K Lumens	2,854	4,122	5,450	6,490	7,761	8,892
	BUG Rating	B1-U0-G1	B1-U0-G1	B1-U0-G1	B1-U0-G1	B2-U0-G2	B2-U0-G2
	3000K Lumens	2,777	4,011	5,304	6,316	7,552	8,653
	BUG Rating	B1-U0-G1	B1-U0-G1	B1-U0-G1	B1-U0-G1	B2-U0-G2	B2-U0-G2
<b>T5R</b>	4000K Lumens	3,103	4,481	5,925	7,056	8,438	9,667
	BUG Rating	B2-U2-G1	B3-U2-G1	B3-U2-G1	B3-U3-G2	B3-U3-G2	B4-U3-G2
	3000K Lumens	3,020	4,361	5,766	6,867	8,211	9,408
	BUG Rating	B2-U2-G1	B3-U2-G1	B3-U2-G1	B3-U2-G1	B3-U3-G2	B3-U3-G2
<b>T5R-U0</b>	4000K Lumens	3,127	4,515	5,971	7,110	8,502	9,741
	BUG Rating	B2-U0-G1	B3-U0-G1	B3-U0-G1	B3-U0-G2	B3-U0-G2	B4-U0-G2
	3000K Lumens	3,043	4,394	5,810	6,919	8,274	9,479
	BUG Rating	B2-U0-G1	B3-U0-G1	B3-U0-G1	B3-U0-G2	B3-U0-G2	B3-U0-G2
<b>T5R-SR</b>	4000K Lumens	3,071	4,435	5,864	6,983	8,350	9,567
	BUG Rating	B2-U3-G1	B3-U3-G2	B3-U3-G2	B3-U3-G2	B3-U3-G3	B4-U3-G3
	3000K Lumens	2,988	4,316	5,706	6,795	8,126	9,310
	BUG Rating	B2-U3-G1	B3-U3-G2	B3-U3-G2	B3-U3-G2	B3-U3-G2	B4-U3-G3

**POWER AND LUMENS (DALI)**

Light Engine		C013	C015	C016	C018	C01	C01H
Power (Watts)		23	33	43	53	60	75
Wattage Label		20	30	40	50	60	80
Input Current @ 120V (A)		0.20	0.28	0.36	0.45	0.50	0.63
Input Current @ 277V (A)		0.09	0.13	0.16	0.19	0.22	0.27
<b>Optics</b>							
T2	4000K Lumens	3,341	4,606	5,790	7,325	8,066	9,523
	BUG Rating	B1-U2-G1	B1-U2-G1	B1-U3-G2	B2-G3-U2	B2-G3-U2	B2-G3-U2
	3000K Lumens	3,212	4,428	5,564	7,128	7,850	9,267
	BUG Rating	B1-U2-G1	B1-U2-G1	B1-U3-G2	B2-G3-U2	B2-U3-G2	B2-G3-U2
T2-U0	4000K Lumens	3,341	4,605	5,788	7,323	8,065	9,521
	BUG Rating	B1-U0-G1	B1-U0-G1	B1-U0-G1	B2-U0-G2	B2-U0-G2	B2-U0-G2
	3000K Lumens	3,211	4,427	5,564	7,126	7,848	9,265
	BUG Rating	B1-U0-G1	B1-U0-G1	B1-U0-G1	B2-U0-G2	B2-U0-G2	B2-U0-G2
T3	4000K Lumens	3,240	4,467	5,614	7,103	7,822	9,235
	BUG Rating	B1-U2-G1	B1-U3-G1	B1-U3-G1	B1-U3-G2	B1-U3-G2	B2-U3-G2
	3000K Lumens	3,115	4,294	5,397	6,912	7,612	8,987
	BUG Rating	B1-U2-G1	B1-U2-G1	B1-U3-G1	B1-U3-G2	B1-U3-G2	B2-U3-G2
T3-U0	4000K Lumens	3,243	4,471	5,619	7,109	7,829	9,243
	BUG Rating	B1-U0-G1	B1-U0-G1	B1-U0-G1	B2-U0-G2	B2-U0-G2	B2-U0-G2
	3000K Lumens	3,118	4,298	5,402	6,918	7,619	8,994
	BUG Rating	B1-U0-G1	B1-U0-G1	B1-U0-G1	B1-U0-G2	B2-U0-G2	B2-U0-G2
T5R	4000K Lumens	3,526	4,861	6,109	7,730	8,512	10,049
	BUG Rating	B2-U2-G1	B3-U2-G1	B3-U2-G1	B3-U3-G2	B3-U3-G2	B4-U3-G2
	3000K Lumens	3,390	4,673	5,873	7,522	8,283	9,779
	BUG Rating	B2-U2-G1	B3-U2-G1	B3-U2-G1	B3-U3-G2	B3-U3-G2	B4-U3-G2
T5R-U0	4000K Lumens	3,553	4,898	6,156	7,789	8,577	10,126
	BUG Rating	B2-U0-G1	B3-U0-G1	B3-U0-G1	B3-U0-G2	B3-U0-G2	B4-U0-G2
	3000K Lumens	3,415	4,708	5,918	7,579	8,347	9,854
	BUG Rating	B2-U0-G1	B3-U0-G1	B3-U0-G1	B3-U0-G2	B3-U0-G2	B4-U0-G2
T5R-SR	4000K Lumens	3,489	4,810	6,046	7,649	8,424	9,945
	BUG Rating	B2-U3-G1	B3-U3-G2	B3-U3-G2	B3-U3-G2	B3-U3-G3	B4-U3-G3
	3000K Lumens	3,354	4,624	5,812	7,443	8,197	9,677
	BUG Rating	B2-U3-G1	B3-U3-G2	B3-U3-G2	B3-U3-G2	B3-U3-G3	B4-U3-G3

**LUMEN MULTIPLIER**

Ambient Temperature	Lumen Multiplier
10°C	1.02
15°C	1.01
25°C	1.00
40°C	0.99

**LUMEN MAINTENANCE**

Ambient Temperature	TM-21 Lumen Maintenance (50,000 Hours)	Theoretical L70 (Hours)
Up to 40°C	92.30%	>306,000

**ORDERING INFORMATION**

Product Family	Light Engine	Driver	Voltage	Distribution
<b>CRTK2=Caretaker</b>	<b>C013</b> =1 LED, Approximately 30% Output <b>C015</b> =1 LED, Approximately 50% Output <b>C016</b> =1 LED, Approximately 60% Output <b>C018</b> =1 LED, Approximately 80% Output <b>C01</b> =1 LED, Full Output <b>C01H</b> =1 LED, High Lumen Output	<b>D</b> =Dimming (0-10V) <b>5LTD</b> =DALI	<b>U</b> =Universal (120-277V)	<b>T2</b> =Type II <b>T3</b> =Type III <b>T5R</b> =Type V Round
<b>Options</b> (Add as Suffix)		<b>Color</b>	<b>Accessories</b> (Order Separately)	
<b>7030</b> =70 CRI / 3000K <b>7050</b> =70 CRI / 5000K <b>8027</b> =80 CRI / 2700K <b>SR</b> =Small Acrylic Refractor (Factory Installed) <b>U0</b> =Zero Uplight Shield <sup>1</sup> <b>TH</b> =Tool-less Door Hardware <b>4N7</b> = NEMA 7-PIN Photocontrol Receptacle <b>S</b> =Shorting Cap <b>MSP/DIM-L30</b> =Integrated Sensor for Dimming Operation, 12' - 30' Mounting Height <sup>2,3</sup> <b>10K</b> =10kV UL 1449 Surge Protection Device <b>10MSP</b> =10kV MOV Surge Protection Device <b>20K</b> =20kV UL 1449 Surge Protection Device <b>20MSP</b> =20kV MOV Surge Protection Device <b>CC</b> =Coastal Construction <sup>4</sup> <b>V</b> =(3) 5' #14 External Leads <b>B18</b> =18" Wood Pole Pipe Arm <b>B24</b> =24" Wood Pole Pipe Arm <b>B30</b> =30" Wood Pole Pipe Arm <b>WPBKT</b> =Wall or Pole Mounting Bracket <b>5</b> =120V NEMA Photocontrol Included <sup>8</sup>		<b>A</b> =Raw Aluminum <b>AP</b> =Grey	<b>RMARROA5</b> =ANSI/NEMA Standard Refractor Assembly <b>SR-CARETAKER</b> =Small Acrylic Refractor <b>U0-XX</b> =Zero Uplight Shield <sup>5</sup> <b>LLPC</b> =Long-life Photocontrol <b>LLPC-FO</b> =Long-life Photocontrol (Fail Off) <b>HSS-CRTK2</b> =Field Install House Side Shield <sup>6</sup> <b>DS-HSS-CRTK2</b> =Drop Shield House Side Shield <b>OA1226</b> =10kV Surge Module Replacement <b>OA/RA1013</b> =Shorting Cap <b>ISHH-01</b> =Integrated Sensor Programming Remote <sup>7</sup> <b>HS-VERD</b> =Verdeon House Side Shield <sup>8</sup> <b>VGS-F/B</b> =Vertical Glare Shield, Front/Back <b>VGS-SIDE</b> =Vertical Glare Shield, Side	

**NOTE:**

1. U0 option not offered with SR option.
2. Integrated Sensor not available with 10K or 20K options or 5LTD driver.
3. MSP option in conjunction with C01H or C01 Light Engine only suitable up to 30°C ambient. All other Light Engines only suitable up to 35°C ambient.
4. Anti-corrosion treatment on external components, external screws/mounting bolts, and standard pipe clamp.
5. Replace XX with color.
6. Not for use on T5R optical distribution.
7. This tool enables adjustment to parameters including high and low modes, sensitivity, time delay, cutoff and more. Consult your lighting representative at Eaton for more information.
8. 120V input voltage only required.