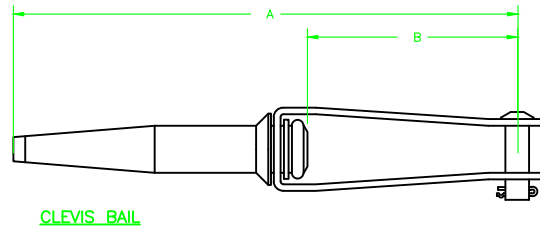


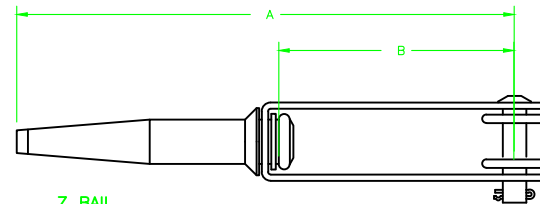
CAT. NO.	APPROX. DIMENSIONS IN INCHES	
	A	B
GD511	6.69	3.75
GD512	6.88	3.75
GD513	6.88	3.75
GD514	8.62	4.88
GD515	8.88	5.00
GD516	9.00	5.00
GD517	9.50	5.00
GD518	9.44	4.88
GD519	10.88	5.50
GD520	11.00	5.62
GD521	11.13	5.62
GD523	13.81	7.19

CAT. NO.	APPROX. DIMENSIONS IN INCHES	
	A	B
GD111Z	6.38	4.25
GD112Z	6.50	4.19
GD113Z	6.75	4.50
GD114Z	8.00	5.00
GD115Z	7.81	4.81
GD116Z	7.81	4.81
GD117Z	11.88	8.25
GD118Z	12.00	8.50
GD119Z	12.25	8.13
GD120Z	12.63	8.38
GD121Z	12.75	8.50

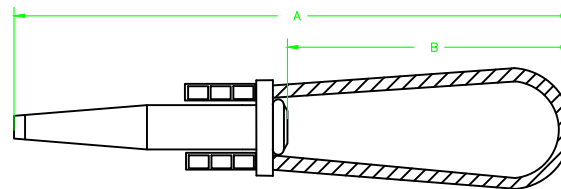
CAT. NO.		APPROX. DIMENSIONS IN INCHES	
FLEXIBLE BAIL	SEMI-FLEX BAIL	A	B
GD110	GD110R	9.25	6.88
GD111	GD111R	9.25	6.88
GD112	GD112R	9.25	6.88
GD113	GD113R	9.50	6.88
GD114	GD114R	10.50	7.13
GD115	GD115R	10.50	7.13
GD116	GD116R	10.50	7.13
GD117	GD117R	13.00	9.25
GD118	GD118R	13.00	9.25
GD119	GD119R	13.75	8.13
GD120	GD120R	13.50	8.75



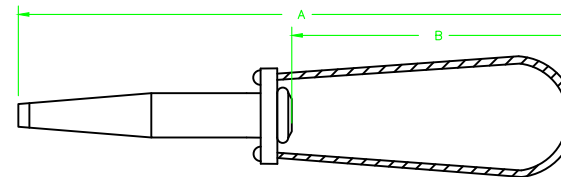
CLEVIS BAIL



Z BAIL



FLEX BAIL



SEMI-FLEX BAIL

NOTES:

1. ALL DIMENSIONS FOR REFERENCE ONLY.

70292	07/05/17	SD	SD	FARGO	<b>HUBBELL POWER SYSTEMS</b> TITLE: GD5XX/GD1XX SERIES AUTOMATIC CU DEADENDS
EC #	DATE	CHG BY	RESP ENG		
DESC OF DWG INITIAL RELEASE				CONFIDENTIAL: THIS DRAWING AND ITS CONTENTS ARE CONFIDENTIAL AND THE EXCLUSIVE PROPERTY OF HUBBELL POWER SYSTEMS. NO PUBLICATION, DISTRIBUTION OR COPIES MAY BE MADE WITHOUT THE WRITTEN CONSENT OF HUBBELL POWER SYSTEMS. HUBBELL POWER SYSTEMS UNPUBLISHED. ALL RIGHTS RESERVED UNDER THE COPYRIGHT LAWS.	
REASON (S) FOR CHANGE: -- DISPOSITION OF MAT'L: --				SIZE: C	DWG NO.: CC-24780
				CAT / PART / ASSY NO.: SEE TABLE	REV: 00
				DO NOT SCALE THIS DRAWING	DRN BY: SD DATE: 06/29/17 SHEET 2 OF 2