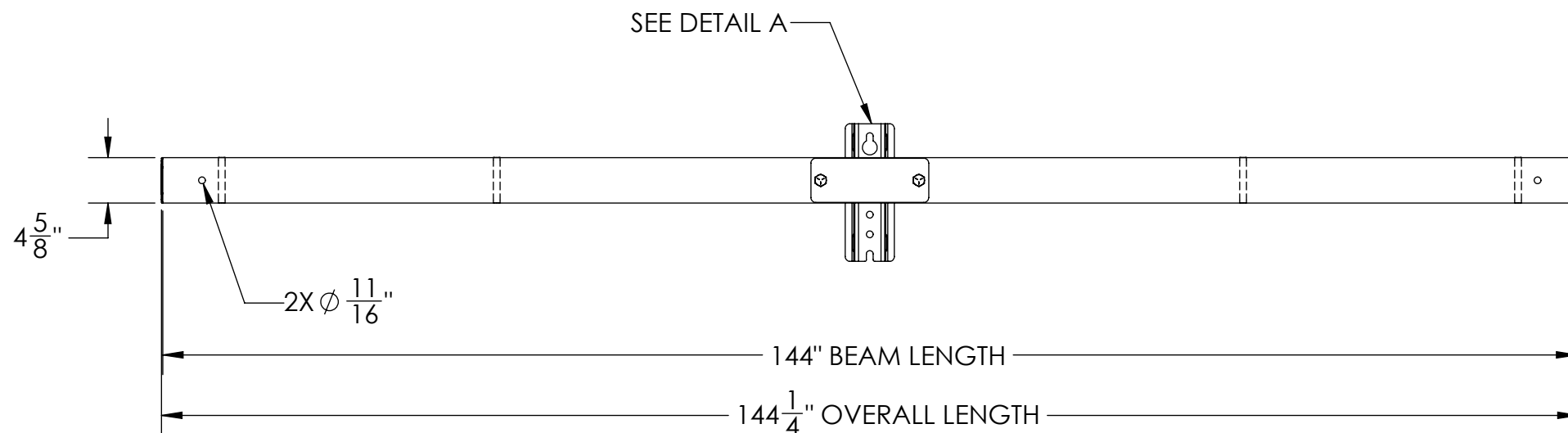
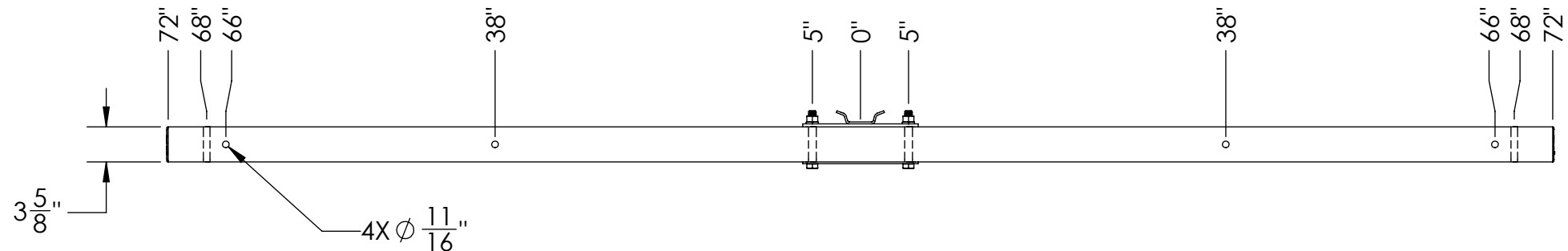
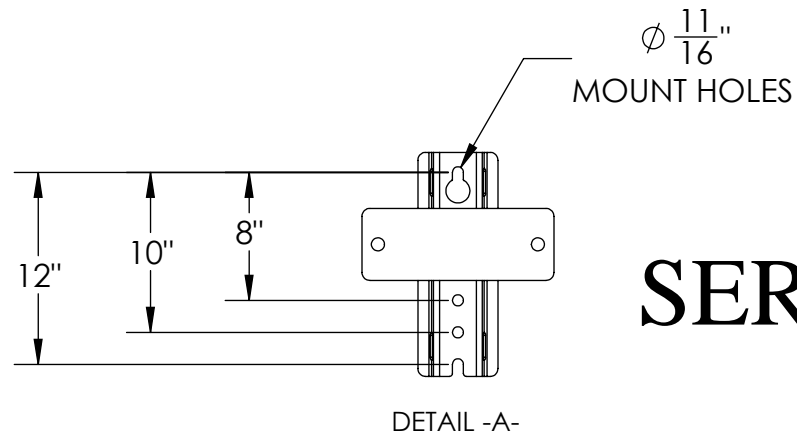


# REPRESENTATIVE OF SERIES 2000, SERIES 2500, AND SERIES 3000 ASSEMBLIES



---UNLESS OTHERWISE SPECIFIED---  
DIMENSIONS ARE IN INCHES  
INTERPRET DIM AND TOL PER ASME Y14.5-2009

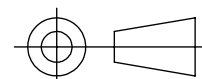
STATE:	
DRAWN:	2019-01-22
CHECKED:	2019-01-22
APPROVED:	
REPLACES:	



1421 SECOND AVE NW  
STEWARTVILLE, MN 55976  
(800) 533-1680  
www.geotekinc.com

**PROPRIETARY AND CONFIDENTIAL**  
THE INFORMATION CONTAINED IN THIS DRAWING IS  
THE SOLE PROPERTY OF GEOTEK. ANY  
REPRODUCTION IN PART OR AS A WHOLE WITHOUT  
THE WRITTEN PERMISSION OF GEOTEK IS PROHIBITED.

THIRD ANGLE PROJECTION



CUSTOMER SIGNATURE:

DATE:

DESCRIPTION:  
**TANGENT ASSEMBLY**  
144 in, PUPI SPX

SIZE: DWG. NO.

**B TB----144SPX-**

BEAM COLOR: REV:

0.0

SCALE: 1:16 | WEIGHT: 54 LBS

SHEET 1 OF 1